

# DATA SHEET SWISSCAVE WL155F

## Technical Data

### Exterior

Casing	Black coated steel
Door glazing	Fully glazed UV-resistant, gas-filled, with low energy panes equipped glass door (double glazed)
Door frame	Aluminium matt black
Door handle	Anodised, brushed aluminium (optionally available)
Door lock	Yes
Door hinge	Right
Door hinge convertible as option (right to left)	No
Product dimensions without door handle (H/W/D)	820 x 595 x 578 mm
Packaging dimensions (H/W/D)	874 x 660 x 625 mm

### Interior

Temperature zones	1
Lighting	Blue ceiling lighting
Lighting on/off switch	Yes
Number of shelves total	5
Shelf material	Beech wood
Telescopic shelves on extendable steel ball bearings	Full extension shelves (80%)
Inside casing	Black PUR

### Scope of functions

Optimal usage	Long-term storage and aging
User interface	Celsius/Fahrenheit switch
Active carbon filters (ensuring optimal air quality)	Yes
Compressor	JP-STD
Coolant	R600a (environment friendly)
Vibrationfree implementation	Yes
Cooling system	Combined fan and convection cooling
Temperatur Memory Function (Power failure)	Yes
Condensation water container	Yes
Heating	Powerful winter heating function (*In heating mode, temperature and humidity values may vary from the set value)
Acoustic temperature alarm	Yes
Acoustic door alarm	Yes
Feet adjustable to compensate uneven floors	Yes


### Performance data

Humidity	Recommendation 50-70%
Actively managed humidity (adjustment range 60-80%)	
Climate classification	SN-T
Volume	139 l
Noise level	39 dB(A) <b>sound-absorbing recommendation</b>
Temperature range	5 °C - 20 °C


### General Information

Cooler shape	Free-standing or embeddable with shadow gap
Maintenance contract (warranty extension)	<b>Recommended</b>
Transport weight	45 kg
Net weight	43 kg
Power consumption per day	0,378 kWh (ca.)
Voltage	240 V / 50 Hz
Cable length	2 m







SWISSCAVE WL155F



**138 kWh/annum**



52



39dB  
AB CD

2019/2018